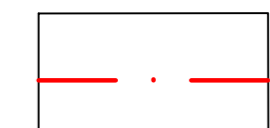





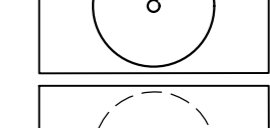
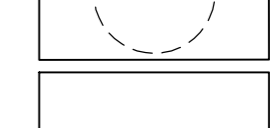
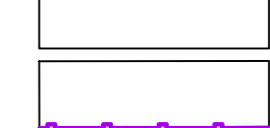


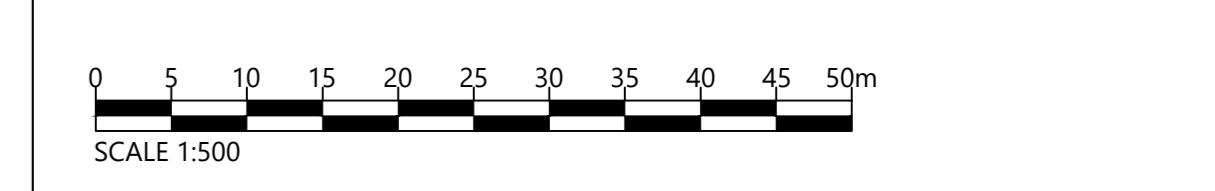
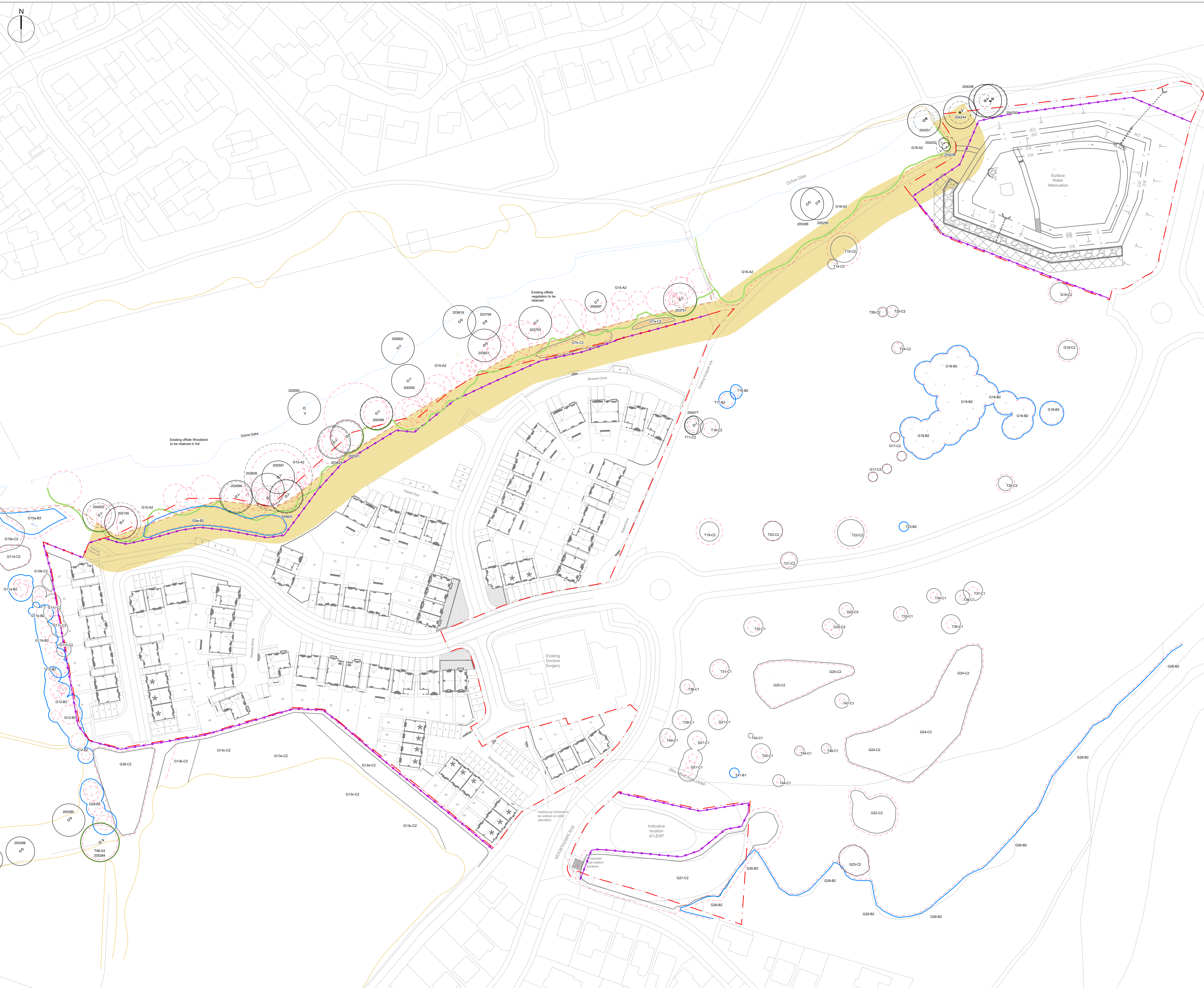


KEY

-  Site Boundary
-  Category A tree as defined by BS5837:2012
HIGH Quality/ value
-  Category B tree as defined by BS5837:2012
MODERATE Quality/ value
-  Category C tree as defined by BS5837:2012
LOW Quality/ value
-  UNCATEGORISED VEGETATION
As defined by topographical survey or estimated on site
-  RPA (Root protection area)
-  Location of Veteran, Ancient, Notable trees
-  15m x stem diameter of ancient/veteran trees
-  Existing Boundary Fence
-  Tree Protection Fence
-  15m Buffer from Existing Boundary Fence



BWB
CONSULTANCY | ENVIRONMENT
INFRASTRUCTURE | BUILDINGS

- Birmingham | 0121 233 8322
- Leeds | 0113 253 8906
- London | 020 7294 9122
- Manchester | 0161 233 4290
- Nottingham | 0115 924 1100

www.bwbconsulting.com

Client
Avant Homes Central

Project
Owlthorpe, Sheffield

Drawing Title
15m Woodland Buffer from Existing Fence

Scale 1:500 A0	Date Dec 2020	DB WM	CB MT
-------------------	------------------	----------	----------

Drawing Number 51371_DR_ARB_101	Rev -
------------------------------------	----------